Tous.tes promptologues ?

Mythes, fantasmes, réalité

CLAUDE ASCHENBRENNER

Journée IA du 27 février 2024

Courriel : claude.cleve@sfr.fr
Blog : www.serial-mapper.com
Twitter : @serialmapper

DOCTEUR JEKYLL OU MISTER HYDE ?

«Les vingt prochaines années seront celles du promptisme généralisé»

Eric Sadin

«Homo Sapiens s'est trouvé une nouvelle massue et cherche des choses pour taper dessus et voir l'effet que ça fait »

Fred Cavazza

Un art difficile ?

On imagine ça ...



Et on obtient ça



Des Échafaudages cognitifs Des plus simples ...

7 Paramètres MidJourney

Commande pour créer un prompt

/imagine	Exemple /imagine Samurai holding katana

Paramètres	Fonction	Exemple
--ar	Modifier le format de l'image	--ar 1:1 --ar 4:5
--q	Améliorer la qualité de l'image (de 0 à 2)	--q 2
--stylize	Augmenter l'effet "stylisé" de l'image (entre 0 et 1000)	--stylize 200 --stylize 1000
--no	Pour enlever un élément d'une image	--no sunglasses --no plants
--chaos	Pour augmenter la variété des réponses (entre 0 et 100)	--chaos 100
--v	Indiquer la version de Midjourney à utiliser	--v 4 --v 5

Matthieu | outilia.fr

Méga-Prompt ChatGPT

La Liste Ultime : 20 options

Matthieu | outilia.fr

Options de base

1. Rôle	Indiquez le rôle à donner à ChatGPT (ex. spécialiste, consultant, auteur, etc.)
2. Tonalité	Le style de la réponse (ex. professionnel, créatif, passionné, etc.)
3. Contexte	Donnez des exemples, un public cible, des infos de bases.
4. Tâche	La tâche à accomplir par ChatGPT

Formats et Limites

5. Format	Ex. Tableau, liste, mind map...
6. Limites	Ex. Contraintes de mots
7. Portée	L'étendue du projet
8. Dates	Date et urgence du projet

Contexte détaillé

9. Exemples	Fournissez des exemples
10. Mots-clés	Indiquez des mots à utiliser
11. Cible	Donnez la cible souhaitée
12. Termes	Posez les termes techniques

Point de vue

13. Angle	Proposez un point de vue
14. Critique	Demandez une critique
15. Analogies	Des exemples pour clarifier
16. Sensibilité	Les sujets à éviter

Bonus

17. Stats	Des réponses avec des stats
18. Action	Incluez des call-to-action
19. Citation	Demander des citations
20. Étapes	Indiquez toutes les étapes

ChatGPT Prompt Cheatsheet

By @hasantoxr

1. Explain like I'm a beginner:

Prompt:

"Explain [topic] in simple terms. Explain to me as if I'm a beginner."

2. Learn & develop any new skill.

Prompt:

"I want to learn / get better at [insert desired skill]. I am a complete beginner. Create a 30 day learning plan that will help a beginner like me learn and improve this skill."

3. Let's make easier for ChatGPT to help you:

Prompt:

I am a content creator, and I am new to using ChatGPT. Can you give me a list of essential ChatGPT prompts that will help content creators get more done and save time.

4. Enhance your problem solving skills.

Prompt:

"Share a step-by-step systematic approach for solving [specific problem or challenge]."

5. All in one prompt for you

Train ChatGPT to write its own unlimited prompts for you.

Prompt:

You are GPT-4, OpenAI's advanced language model.
Today, your job is to generate prompts for GPT-4.
Can you generate the best prompts on ways to <what you want>

6. Brainstorm unique content ideas:

Prompt:

"Topic: How to go viral on Instagram using AI tools. Come up with unique and innovative content ideas that are unconventional for the topic above."

7. 80/20 principle to learn faster than ever before via ChatGPT.

You can use this prompt to learn and enhance your knowledge using the 80/20 principle.

Prompt:

"I want to learn about [insert topic]. Identify and share the most important 20% of learnings from this topic that will help me understand 80% of it.

8. Consult an expert:

Prompt:

"I will give you a sample of my writing. I want you to criticize it as if you were [person]: [your paragraph]"

9. Create a crash courses:

Prompt:

"I have 3 days free in a week and 2 months. Make a crash study plan diving into English literature and grammar."

Give ChatGPT a role

You're a journalist
You're a sports coach
You're an accountant
You're a Spanish teacher
You're a financial analyst
You're an American lawyer
You're an expert copywriter
You're a full stack developer

Define the goal

Write an essay
Code a web page
Write a blog post
Brainstorm to find
Summarize this text
Write me the recipe for
Analyze the following text
Explains to a 5 year old child

Set restrictions

Use poetic language
Adopt a formal tone
Write short sentences
Code only in HTML/CSS
Use Shakespearian style
Write using basic English
Use only scientific sources
Add pop culture references

Format the result

Answer with code
Answer with emojis
Answer with a table
Answer with an analogy
Answer with a summary
Answer using markdown
Answer with bullet points
Answer with a numbered list

CHEAT SHEET

The 6-Step Prompt Checklist

- [ ] [task] Clearly define your end goal
- [ ] [context] Tailor your responses
- [ ] [examples] Mimic style, structure, tone
- [ ] [persona] Embody a specific expertise
- [ ] [format] Bullet points, markdown, table
- [ ] [tone] Add layer of emotional context

More important ↓ Less important

www.therundown.ai

PROMPTER

PERSONA	REFERENCE	OBJECTIVE	MARGINS	PERSPECTIVE	THROUGHPUT	EXAMPLES	REFINE
Specify Role + Expertise.	Provide Context.	Define Task.	Set Clear Conditions	Request Multiple Outputs.	Request Clear Outputs.	Show Output Examples.	Adjust Instructions.
Ex: "You Are ChatGPT, An AI Language Model With In-Depth Expertise In Intergalactic Space Travel And Exploration."	Ex: "Imagine You Have Just Been Selected To Travel To Mars, A Planet You Have Spent Years Studying."	Ex: "Describe The Mission You Have Been Selected For From The Perspective Of An Astronaut, Including Key Objectives And Obstacles."	Ex: "Use Language Consistent With Trained Astronauts And Astronomers. Focus On Specifics Unique To Travel To Mars: Distance, Atmosphere, And Terrain."	Ex: "Adopt The Perspective Of The Astronaut, Showcasing Several Emotions Around The Mission To Mars: 1. Uncertainty Before Being Selected For The Mission, 2. Elation Upon Being Selected, 3. The Awareness Of The Danger And Enormity Of The Journey Ahead."	Ex: "Write The Request In The Form Of A Journal Entry, Adopting The Perspective Of The Astronaut, Realizing They Have Been Selected To Make History."	Ex: "Day 3: *As I Prepare For The Journey To Mars, I Am Acutely Aware Of The Enormity Of The Task Ahead. The Distance Between Earth And Mars Is Vast, And The Journey Will Take Months Of Travel Through Space. This Is The Adventure Of A Lifetime, And I'm Ready To Embrace It With All That I Have.*"	Ex: "This Is Great, Please Tighten The Journal Entries, Keeping Them To A Maximum Of 280 Characters. Also Refrain From Using Too Many Technical Terms To Increase Readability."

GPTGenius Chaining SPACECADET

Des échafaudages cognitifs ... au plus complexes

Principled Instructions Are All You Need for Questioning LLaMA-1/2, GPT-3.5/4

Sondos Mahmoud Bsharat*, Aidar Myrzakhan*, Zhiqiang Shen*
*joint first author & equal contribution
VILA Lab, Mohamed bin Zayed University of AI

#Principle	Prompt Principle for Instructions
1	If you prefer more concise answers, no need to be polite with LLM so there is no need to add phrases like "please", "if you don't mind", "thank you", "I would like to", etc., and get straight to the point.
2	Integrate the intended audience in the prompt, e.g., the audience is an expert in the field.
3	Break down complex tasks into a sequence of simpler prompts in an interactive conversation.
4	Employ affirmative directives such as '*do*,' while steering clear of negative language like '*don't*'.
5	When you need clarity or a deeper understanding of a topic, idea, or any piece of information, utilize the following prompts: o Explain [insert specific topic] in simple terms. o Explain to me like I'm 11 years old. o Explain to me as if I'm a beginner in [field]. o Write the [essay/text/paragraph] using simple English like you're explaining something to a 5-year-old.
6	Add "I'm going to tip $xxx for a better solution!"
7	Implement example-driven prompting (Use few-shot prompting).
8	When formatting your prompt, start with '###Instruction###', followed by either '###Example###' or '###Question###' if relevant. Subsequently, present your content. Use one or more line breaks to separate instructions, examples, questions, context, and input data.
9	Incorporate the following phrases: "Your task is" and "You MUST".
10	Incorporate the following phrases: "You will be penalized".
11	Use the phrase "Answer a question given in a natural, human-like manner" in your prompts.
12	Use leading words like writing "think step by step".
13	Add to your prompt the following phrase "Ensure that your answer is unbiased and avoids relying on stereotypes."
14	Allow the model to elicit precise details and requirements from you by asking you questions until he has enough information to provide the needed output (for example, "From now on, I would like you to ask me questions to ...").
15	To inquire about a specific topic or idea or any information and you want to test your understanding, you can use the following phrase: "Teach me any [theorem/topic/rule name] and include a test at the end, and let me know if my answers are correct after I respond, without providing the answers beforehand."
16	Assign a role to the large language models.
17	Use Delimiters.
18	Repeat a specific word or phrase multiple times within a prompt.
19	Combine Chain-of-thought (CoT) with few-Shot prompts.
20	Use output primers, which involve concluding your prompt with the beginning of the desired output. Utilize output primers by ending your prompt with the start of the anticipated response.
21	To write an essay /text /paragraph /article or any type of text that should be detailed: "Write a detailed [essay/text /paragraph] for me on [topic] in detail by adding all the information necessary".
22	To correct/change specific text without changing its style: "Try to revise every paragraph sent by users. You should only improve the user's grammar and vocabulary and make sure it sounds natural. You should maintain the original writing style, ensuring that a formal paragraph remains formal."
23	When you have a complex coding prompt that may be in different files: "From now and on whenever you generate code that spans more than one file, generate a [programming language] script that can be run to automatically create the specified files or make changes to existing files to insert the generated code. [your question]".
24	When you want to initiate or continue a text using specific words, phrases, or sentences, utilize the following prompt: o I'm providing you with the beginning [song lyrics/story/paragraph/essay...]: [Insert lyrics/words/sentence]. Finish it based on the words provided. Keep the flow consistent.
25	Clearly state the requirements that the model must follow in order to produce content, in the form of the keywords, regulations, hint, or instructions
26	To write any text, such as an essay or paragraph, that is intended to be similar to a provided sample, include the following instructions: o Use the same language based on the provided paragraph[/title/text /essay/answer].

Table 1: Overview of 26 randomly ordered prompt principles.

Des échafaudages cognitifs ... au plus complexes

Principled Instructions Are All You Need for Questioning LLaMA-1/2, GPT-3.5/4

Sondos Mahmoud Bsharat*, Aidar Myrzakhan*, Zhiqiang Shen*
*joint first author & equal contribution
VILA Lab, Mohamed bin Zayed University of AI



Le prompt un ovni technologique ?

Venez comme vous êtes !

Pour la première fois une interface nativement :

- ✔ Ludique
- ✔ avec un droit à l'erreur et au repentir
- ✔ Sans commandes à mémoriser
- ✔ Sans ordre imposé
- ✔ Avec un large choix de format de restitution

Le prompt équivalent moderne de la souris ?

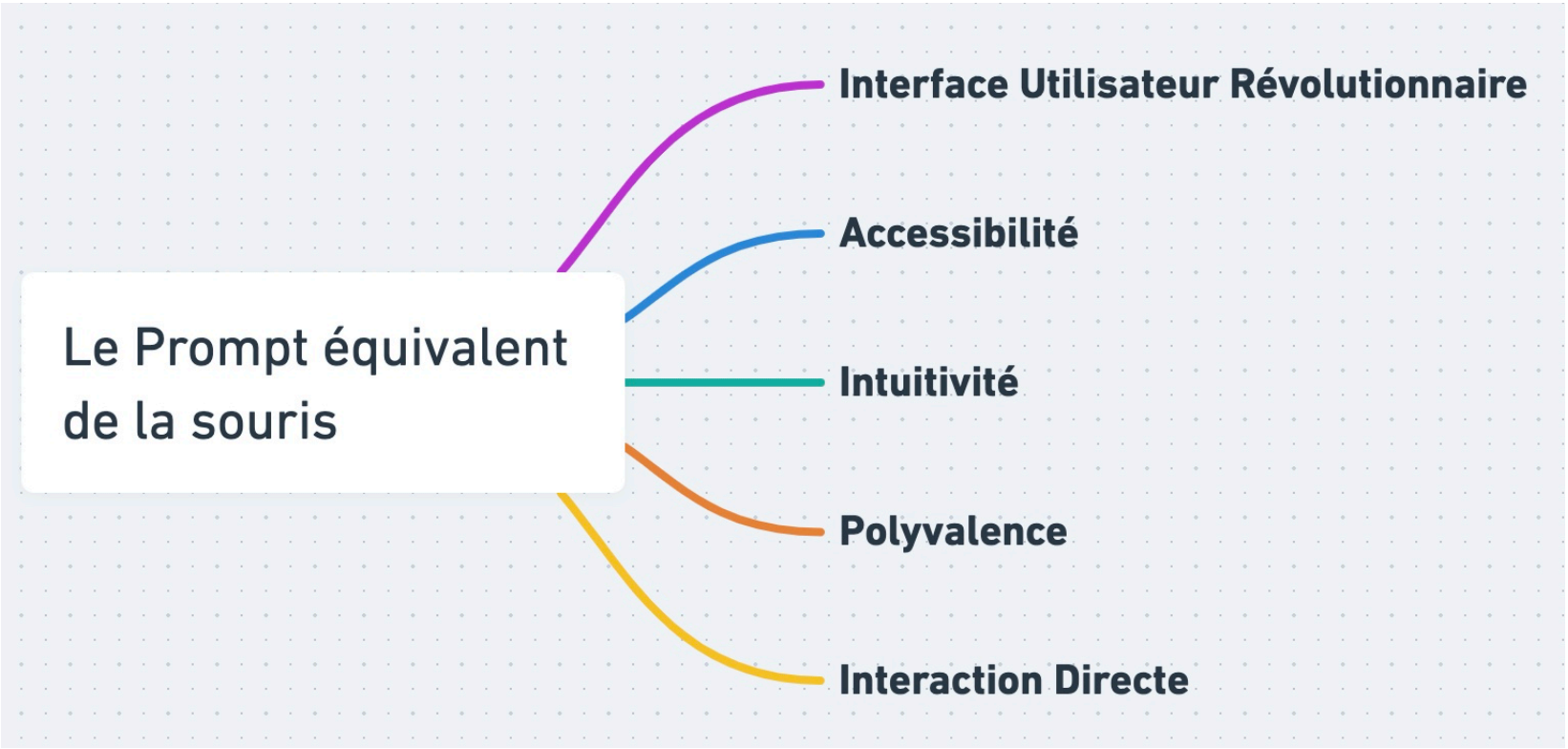

Le prompt : quelles évolutions ?

Le prompt comme une souris et ses avatars











Une étape transitoire ?





Retour d'expérience : recherche d'emploi

Contexte :

Stage de formation citoyenne au numérique pour des T.I.J

Avant :

✔Utilisation de Google : attention polie

✔ passage à l'écrit difficile en raison de l'angoisse de la feuille blanche

Après:

✔ Démo + initiation à ChatGPT

✔ Autonomie très rapide

Le prompt comme conversation

« On peut se tromper et recommencer en dix secondes. Les élèves vivent une période de libération totale ».

Le prompt un travail de verbalisation qui s'adapte très bien à une culture de l'oral

Sans doute la première fois que le numérique est une menace pour les CSP+

Conversation … mais avec qui ?



En discutant avec ChatGPT, on discute avec l'humanité tout entière.

Olivier Ertzscheid —— 1 mai 2023

Ou presque

- ✔ Occidentale
- ✔ De langue anglaise

L'IAg produit un seul registre de discours

Quid des ?

- ✔ Témoignages
- ✔ Aveux
- ✔ Expertises
- ✔ …

PROMPTISME :LA RÉALITÉ DU MARCHÉ ...

AI whisperer ?

Responsabilités

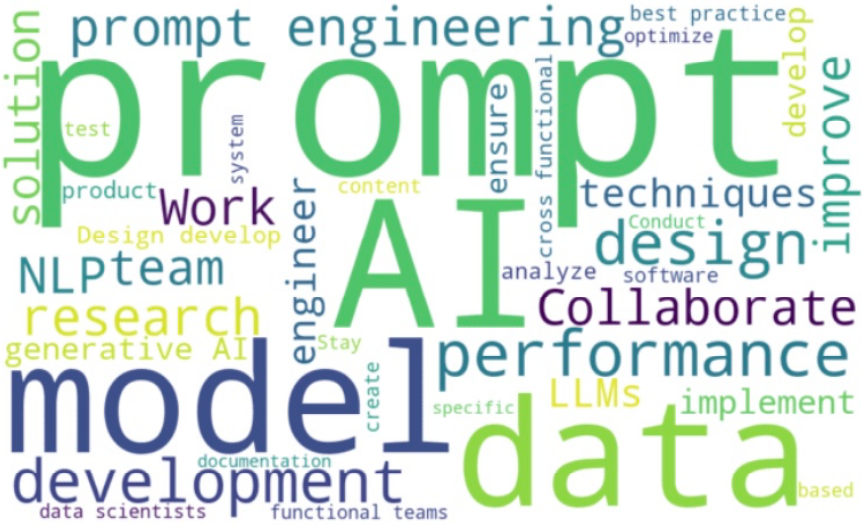

Qualifications

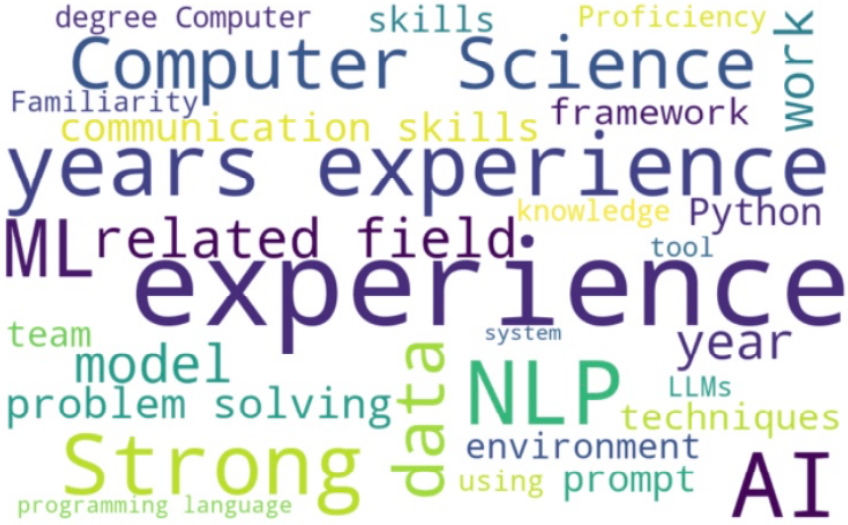

Les entreprises ne recherchent pas quelqu'un qui puisse chatter avec ChatGPT, elles veulent embaucher des experts capables d'optimiser des modèles de type GPT et de les intégrer à leurs propres produits.

Et disposant d'une expérience significative en matière de programmation, de traitement du langage naturel, d'apprentissage automatique, de développement de produits et d'intégration de logiciels.

C'EST QUI LE PATRON ?

Qui est derrière le prompteur ?

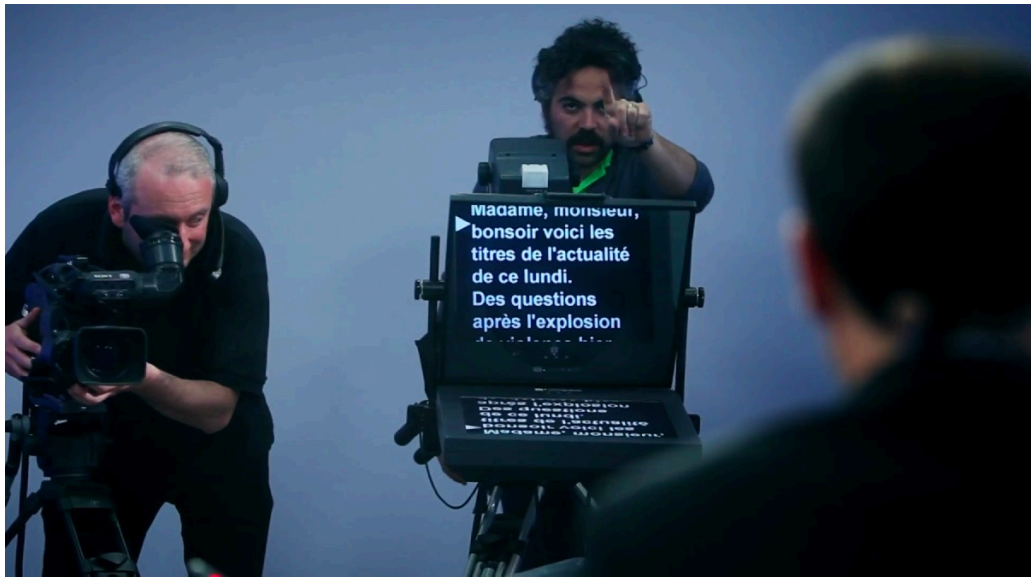

En matière de technologie
tout ce qui est programmé
n'aboutit pas, mais tout ce qui
aboutit a été programmé

Affordance (Olivier Ertzscheid)

Derrière la boite noire

